

# Iraq Stock Exchange

Bulletin No (62)



سوق العراق للاوراق المالية  
IRAQ STOCK EXCHANGE

## ISX Trading Indices of Monday 13/4/2026

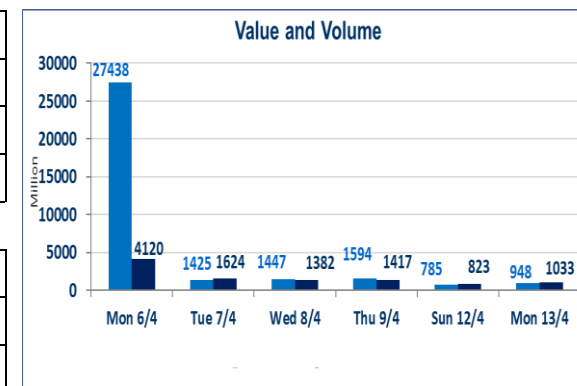
Traded Volume and OTC	948,417,159
-----------------------	-------------

Traded Value and OTC	1,033,624,930
----------------------	---------------

Traders	1102
---------	------

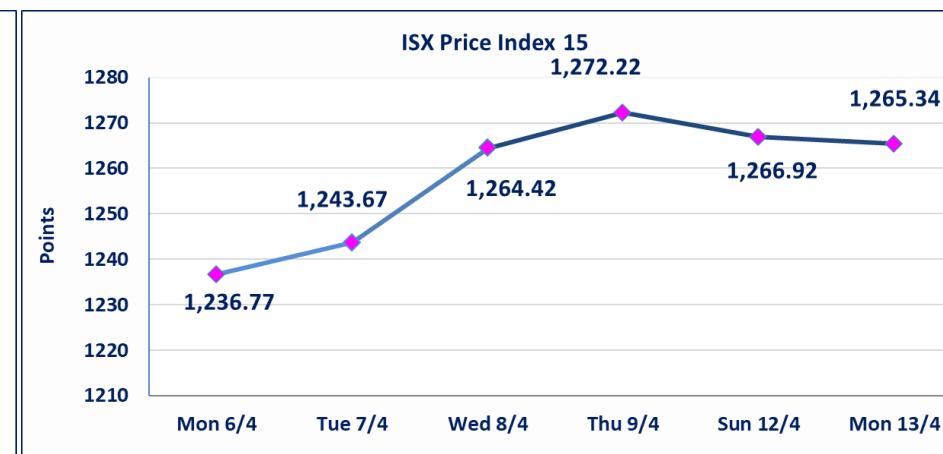
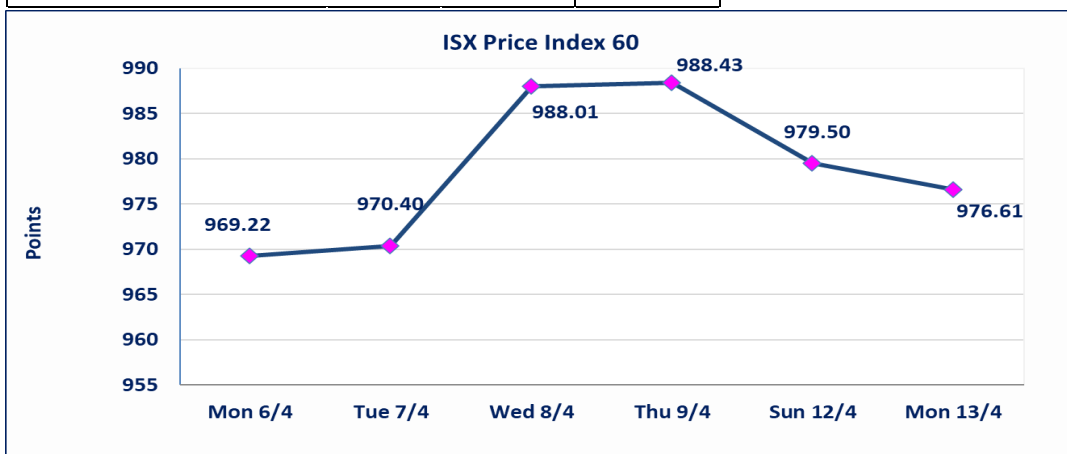
ISX Index 60	976.61
Previous ISX Index60	979.50
Change %	-0.30
Change	-2.89

ISX Index 15	1265.34
Previous ISX Index15	1266.92
Change %	-0.12
Change	-1.58



Listed Companies	104	OTC	14
Traded Listed Companies	52	OTC	1
GAM Companies	3		
Suspended Companies	9		

Non Traded listed	40	OTC	13
Higher Companies	9		
Lower Companies	20		



## ISX top gaining and losing companies

Monday 13/4/2026

### Gainers

Company Name	Closing Price	Change (%)	Traded Volume
General Transportation	1.700	4.94	54,124
Al-Mosul for funfairs	7.230	4.93	36,500
The Light Industries	1.250	4.17	250,000
AL-Wiaam for Financial Investme	0.690	2.99	2,532
Gulf Commercial Bank	0.380	2.70	488,145,208

### Losers

Company Name	Closing Price	Change (%)	Traded Volume
Al-Hamraa for Insurance	5.090	-4.68	25,545
Investment Bank of Iraq	0.210	-4.55	96,673,980
Economy Bank	0.220	-4.35	24,010,877
Babil Animal & Vegetable Produc	7.700	-3.63	567,288
Palestine Hotel	18.470	-3.25	2,568,521

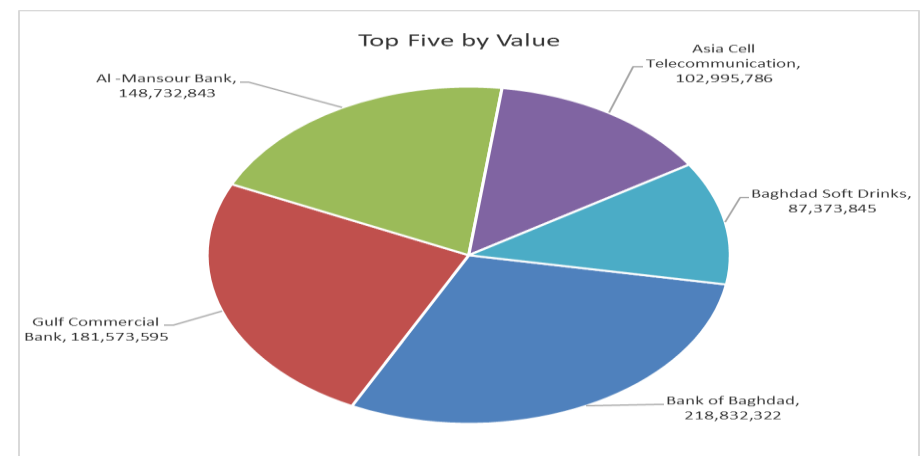
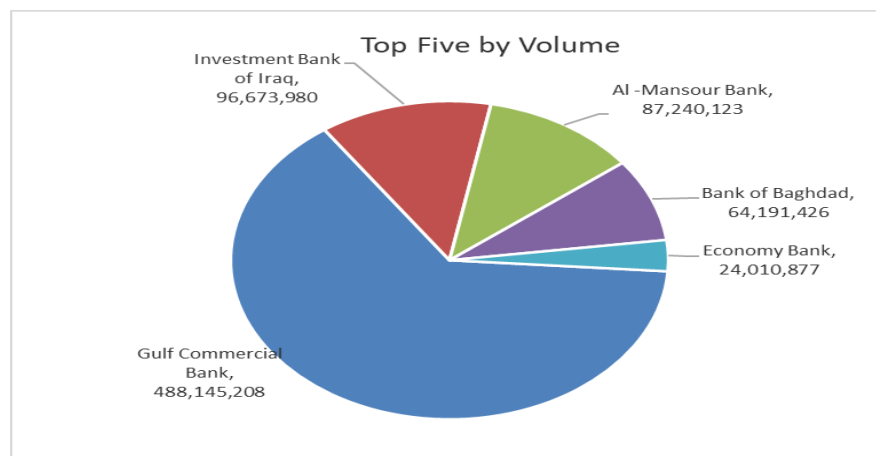
### The most active companies in term of traded volume and value

#### Traded Volume

Company Name	Closing Price	Change (%)	Traded Volume
Gulf Commercial Bank	0.380	2.70	488,145,208
Investment Bank of Iraq	0.210	-4.55	96,673,980
Al -Mansour Bank	1.700	-0.58	87,240,123
Bank of Baghdad	3.400	-2.30	64,191,426
Economy Bank	0.220	-4.35	24,010,877

#### Traded Value

Company Name	Closing Price	Change (%)	Traded Value
Bank of Baghdad	3.400	-2.30	218,832,322
Gulf Commercial Bank	0.380	2.70	181,573,595
Al -Mansour Bank	1.700	-0.58	148,732,843
Asia Cell Telecommunication	15.770	-0.06	102,995,786
Baghdad Soft Drinks	6.020	1.69	87,373,845



## Regular Market Bulletin No (62)



Company Name	Code	opening Price	highest price	lowest price	Average price	Prev Average price	Closing Price	prev closing price	change (%)	No.of Trades	Traded Volume	Traded Value
<b>Banks Sector</b>												
Ashur International Bank	BASH	0.240	0.240	0.240	0.240	0.240	0.240	0.240	0.00	1	4,141	994
Bank of Baghdad	BBOB	3.480	3.480	3.390	3.410	3.480	3.400	3.480	-2.30	151	64,191,426	218,832,322
Commercial Islamic Bank of Iraq	BCOI	0.670	0.670	0.660	0.660	0.660	0.660	0.670	-1.49	5	195,177	129,365
Economy Bank	BEFI	0.230	0.230	0.220	0.220	0.220	0.220	0.230	-4.35	15	24,010,877	5,287,393
Elaf Islamic Bank	BELF	0.250	0.250	0.250	0.250	0.250	0.250	0.250	0.00	4	750,000	187,500
Gulf Commercial Bank	BGUC	0.370	0.380	0.370	0.370	0.370	0.380	0.370	2.70	41	488,145,208	181,573,595
Investment Bank of Iraq	BIBI	0.220	0.220	0.210	0.210	0.220	0.210	0.220	-4.55	25	96,673,980	20,315,082
Iraqi Islamic Bank	BIIB	1.020	1.020	1.010	1.010	1.010	1.010	1.010	0.00	7	3,959,745	4,000,940
Middle East Bank	BIME	0.080	0.090	0.080	0.080	0.080	0.080	0.080	0.00	8	12,269,766	981,681
Mosul Bank For Investment	BMFI	0.140	0.140	0.140	0.140	0.140	0.140	0.140	0.00	1	577,422	80,839
Al -Mansour Bank	BMNS	1.710	1.720	1.690	1.700	1.700	1.700	1.710	-0.58	170	87,240,123	148,732,843
National Bank of Iraq	BNOI	5.100	5.100	5.070	5.100	5.050	5.080	5.100	-0.39	67	14,865,805	75,779,762
Sumer Commercial Bank	BSUC	0.200	0.200	0.190	0.200	0.190	0.200	0.200	0.00	21	10,180,157	2,030,531
United Bank	BUND	0.050	0.050	0.050	0.050	0.050	0.050	0.050	0.00	2	40,337	2,017
<b>Total of Banks Sector</b>										<b>518</b>	<b>803,104,164</b>	<b>657,934,864</b>
<b>Telecommunication Sector</b>												
Asia Cell Telecommunication	TASC	15.780	15.810	15.600	15.700	15.740	15.770	15.780	-0.06	141	6,559,989	102,995,786
Al-Khatam Telecom	TZNI	3.690	3.690	3.690	3.690	3.630	3.690	3.690	0.00	5	44,528	164,308
<b>Total of Telecommunication Sector</b>										<b>146</b>	<b>6,604,517</b>	<b>103,160,095</b>
<b>Insurance Sector</b>												
Al-Ameen for Insurance	NAME	0.910	0.910	0.910	0.910	0.910	0.910	0.910	0.00	4	1,001,116	911,016
Gulf Insurance	NGIR	0.430	0.430	0.430	0.430	0.430	0.430	0.430	0.00	1	9,302	4,000
<b>Total of Insurance Sector</b>										<b>5</b>	<b>1,010,418</b>	<b>915,015</b>
<b>Service Sector</b>												
Baghdad -Iraq Transportation	SBPT	23.100	23.400	23.100	23.310	23.350	23.400	23.100	1.30	20	767,837	17,898,949
Kharkh Tour Amuzement City	SKTA	4.280	4.310	4.280	4.310	4.300	4.310	4.300	0.23	7	302,306	1,302,345
Al-Mosul for funfairs	SMOF	7.230	7.230	7.230	7.230	6.890	7.230	6.890	4.93	2	36,500	263,895
Mamoura Realestate	SMRI	3.280	3.290	3.250	3.270	3.280	3.260	3.280	-0.61	25	1,233,149	4,027,215
AL-Nukhba for Construction	SNUC	0.710	0.710	0.710	0.710	0.710	0.710	0.710	0.00	1	71,000	50,410
<b>Total of Service Sector</b>										<b>55</b>	<b>2,410,792</b>	<b>23,542,813</b>
<b>Industrial Sector</b>												
Baghdad Soft Drinks	IBSD	5.920	6.020	5.920	5.980	5.930	6.020	5.920	1.69	84	14,602,204	87,373,845
Iraqi Date Processing and Marke	IIDP	2.450	2.450	2.450	2.450	2.450	2.450	2.450	0.00	6	38,309	93,857
Iraqi For Tufted Carpets	IITC	18.000	18.000	18.000	18.000	18.010	18.000	18.000	0.00	11	362,580	6,526,440
Al -Khazer Construction Materia	IKHC	1.250	1.250	1.240	1.250	1.250	1.240	1.250	-0.80	3	59,872	74,770
Al-Kindi of Veterinary Vaccines	IKLV	2.520	2.520	2.500	2.500	2.520	2.500	2.520	-0.79	4	55,916	139,908
Al-Mansour Pharmaceuticals Ind	IMAP	2.210	2.210	2.200	2.200	2.200	2.210	2.210	0.00	18	21,764,335	47,890,351
Modern Sewing	IMOS	5.490	5.500	5.490	5.500	5.450	5.500	5.450	0.92	3	15,046	82,734
<b>Total of Industrial Sector</b>										<b>129</b>	<b>36,898,262</b>	<b>142,181,905</b>
<b>Hotels Sector</b>												
Ishtar Hotels	HISH	9.300	9.300	9.000	9.070	9.210	9.000	9.220	-2.39	7	387,905	3,519,448
Tourist Village of Mosul dam	HTVM	13.800	13.800	13.800	13.800	13.800	13.800	13.800	0.00	4	4,853	66,971
<b>Total of Hotels Sector</b>										<b>11</b>	<b>392,758</b>	<b>3,586,420</b>
<b>Agricultural Sector</b>												
Al-Ahlyia agricultural production	AAHP	2.150	2.150	2.150	2.150	2.150	2.150	2.150	0.00	2	100,000	215,000
Babil Animal & Vegetable Produ	ABAP	7.990	7.990	7.600	7.740	7.910	7.700	7.990	-3.63	24	567,288	4,391,272
Agricultural Products Meat	AIPM	4.450	4.450	4.450	4.450	4.450	4.450	4.450	0.00	1	1,116	4,966
Modern for Animal Production	AMAP	0.360	0.360	0.360	0.360	0.360	0.360	0.360	0.00	2	776,177	279,424
<b>Total of Agricultural Sector</b>										<b>29</b>	<b>1,444,581</b>	<b>4,890,662</b>
<b>Total Of Regular</b>										<b>893</b>	<b>851,865,492</b>	<b>936,211,775</b>

**Second Platform Market Bulletin No (62)**



Company Name	Code	opening Price	highest price	lowest price	Average price	Prev Average price	Closing Price	prev closing price	change (%)	No.of Trades	Traded Volume	Traded Value
<b>Banks Sector</b>												
Erbil Investment & FinanceBank	BERI	0.110	0.110	0.110	0.110	0.110	0.110	0.110	0.00	8	800,000	88,000
Al-Ataa Islamic Bank	BLAD	0.100	0.100	0.100	0.100	0.100	0.100	0.100	0.00	2	790,965	79,097
Credit Bank Of Iraq	BROI	0.600	0.600	0.590	0.590	0.600	0.590	0.600	-1.67	10	3,567,736	2,115,218
<b>Total of Banks Sector</b>										<b>20</b>	<b>5,158,701</b>	<b>2,282,314</b>
<b>Insurance Sector</b>												
Al-Hamraa for Insurance	NHAM	5.090	5.090	5.090	5.090	5.340	5.090	5.340	-4.68	7	25,545	130,024
<b>Total of Insurance Sector</b>										<b>7</b>	<b>25,545</b>	<b>130,024</b>
<b>Industrial Sector</b>												
Al-Ameen Estate Investment	SAEI	1.850	1.850	1.850	1.850	1.850	1.850	1.850	0.00	1	800,000	1,480,000
<b>Total of Industrial Sector</b>										<b>1</b>	<b>800,000</b>	<b>1,480,000</b>
<b>Investment Sector</b>												
AL-Wiaam for Financial Investm	VWIF	0.690	0.690	0.690	0.690	0.670	0.690	0.670	2.99	1	2,532	1,747
<b>Total of Investment Sector</b>										<b>1</b>	<b>2,532</b>	<b>1,747</b>
<b>Industrial Sector</b>												
Fallujah for construction Materi	IFCM	2.790	2.800	2.700	2.710	2.790	2.780	2.790	-0.36	15	1,758,885	4,767,809
National Furniture Industries	IHFI	0.900	0.900	0.900	0.900	0.910	0.900	0.910	-1.10	1	22,089	19,880
<b>Total of Industrial Sector</b>										<b>16</b>	<b>1,780,974</b>	<b>4,787,689</b>
<b>Total of Non Regular</b>										<b>45</b>	<b>7,767,752</b>	<b>8,681,775</b>

**Undisclosed Platform Companies Bulletin No (62)**



Company Name	Code	opening Price	highest price	lowest price	Average price	Prev Average price	Closing Price	prev closing price	change (%)	No.of Trades	Traded Volume	Traded Value
<b>Industrial Sector</b>												
AL-Badia for General Trans	SBAG	1.000	1.000	1.000	1.000	1.010	1.000	1.020	-1.96	1	485,000	485,000
General Transportation	SIGT	1.620	1.700	1.620	1.690	1.660	1.700	1.620	4.94	4	54,124	91,660
<b>Total of Industrial Sector</b>										<b>5</b>	<b>539,124</b>	<b>576,660</b>
<b>Industrial Sector</b>												
Al-Hilal Industries	IHLI	1.460	1.460	1.460	1.460	1.460	1.460	1.460	0.00	5	400,000	584,000
Iraqi Carton Manufactories	IICM	2.710	2.710	2.610	2.620	2.710	2.650	2.710	-2.21	4	502,206	1,314,960
National Chemical &Plastic	INCP	1.880	1.880	1.870	1.880	1.900	1.880	1.900	-1.05	22	1,677,899	3,149,450
The Light Industries	ITLI	1.230	1.260	1.230	1.250	1.200	1.250	1.200	4.17	6	250,000	312,500
<b>Total of Industrial Sector</b>										<b>37</b>	<b>2,830,105</b>	<b>5,360,910</b>
<b>Hotels Sector</b>												
Palestine Hotel	HPAL	19.090	19.300	18.450	18.500	19.070	18.470	19.090	-3.25	48	2,568,521	47,523,173
<b>Total of Hotels Sector</b>										<b>48</b>	<b>2,568,521</b>	<b>47,523,173</b>
<b>Agricultural Sector</b>												
Iraqi for Seed Production	AISP	4.880	4.880	4.860	4.860	4.860	4.860	4.860	0.00	46	3,841,484	18,679,652
<b>Total of Agricultural Sector</b>										<b>46</b>	<b>3841484</b>	<b>18,679,652</b>
<b>Total of Undisclosed</b>										<b>136</b>	<b>9,779,234</b>	<b>72,140,395</b>
<b>Grand Total</b>										<b>1,074</b>	<b>869,412,478</b>	<b>1,017,033,945</b>

## Iraq Stock Exchange not trading companies of Monday 13/4/2026

Company Names	Code	Previous Average Price	Closing Price
<b>Banks Sector</b>			
Al-Taif Islamic Bank	BTIB	0.670	0.670
National Islamic Bank	BNAI	0.910	2.450
Kurdistan International Bank	BKUI	1.100	1.100
Union Bank of Iraq	BUOI	0.170	0.170
Asia Al Iraq Islamic Bank	BAIB	0.780	0.780
Cihan Bank for Islamic Investment&Finan	BCIH	2.200	2.200
<b>Insurance Sector</b>			
Dar Al-Salam for Insurance	NDSA	0.770	0.770
<b>Service Sector</b>			
Rehab Karbalaa	HKAR	0.630	0.630
<b>Industrial Sector</b>			
Iraqi Engineering Works	IIEW	5.770	5.770
Ready Made Clothes	IRMC	2.290	2.280
Metallic Industries and Bicycles	IMIB	1.950	1.950
<b>Hotels Sector</b>			
Baghdad Hotel	HBAG	11.700	11.700
Mansour Hotel	HMAN	50.000	50.000
National for Tourist Investment	HNTI	9.250	9.250
Al-Sadeer Hotel	HSAD	22.990	22.990
Babylon Hotel	HBAY	102.000	102.000
<b>Agricultural Sector</b>			
Iraqi Agricultural Products	AIRP	10.000	10.000
Middle East for Production- Fish	AMEF	5.990	5.990
Company Names	Code	Previous Average Price	Closing Price
<b>Banks Sector</b>			
International Islamic Bank	BINT	0.200	0.200
Trans Iraq Bank Investment	BTRI	0.310	0.310
International Development Bank	BIDB	1.050	1.050
Al-Mashreq Al-Arabi Islamic Bank	BAMS	0.850	0.850
Iraq Noor Islamic Bank for Investment	BINI	0.250	0.250
Region Trade Bank	BRTB	1.000	1.010
Arab Islamic Bank	BAAI	1.000	1.000
Al-Rajih Islamic Bank	BRAJ	1.000	1.000
AL-Anssari Islamic Bank	BANS	0.050	0.050
Al-Mustashar Islamic Bank for Investmen	BMUI	1.000	1.000
Al-Qabidh Islamic Bank	BQAB	0.090	0.090
Trust International Islamic Bank	BTRU	0.750	0.750
World Islamic Bank for Investment	BWOR	1.000	1.000
Al janoob Islamic Bank	BJAB	0.940	0.940
Ameen Al-Iraq Islamic Bank	BAME	1.000	1.000
<b>Investment Sector</b>			
Al-Ameen for Financial Investment	VAMF	1.200	1.200
<b>Insurance Sector</b>			
Alahliya For Insurance	NAHF	0.850	0.850
<b>Industrial Sector</b>			
Modern chemical industries	IMCI	100.000	100.000
<b>Service Sector</b>			
Ibdaa Al-sharq Alwast General Contractin	SIBD	1.000	1.000
<b>Agricultural Sector</b>			
AL-Rebass for Poultry&feed	AREB	-	-
<b>Hotels Sector</b>			
Ashour Hotel	HASH	29.310	29.310
Company Names	Code	Previous Average Price	Closing Price
<b>Industrial Sector</b>			
Modern Construction Materials	IMCM	1.300	1.300

**Iraq Stock Exchange**  
**Non Iraqis' Bulletin Monday April 13 2026**  
**Regular Market**



**Non Iraqi Trading of Regular Market (Sell)**

<b>Company Names</b>	<b>Code</b>	<b>No.of trades</b>	<b>Traded Shares</b>	<b>Trading Volume</b>
<b>Banks Sector</b>				
<b>National Bank Of Iraq</b>	<b>BNOI</b>	<b>22</b>	<b>7,000,000</b>	<b>35,700,000</b>
<b>Total Bank sector</b>		<b>22</b>	<b>7,000,000</b>	<b>35,700,000</b>
<b>Grand Total</b>		<b>22</b>	<b>7,000,000</b>	<b>35,700,000</b>

## OTC Platform Trading Bulletin No (62)

Company Name	Code	highest price	lowest price	Average price	No.of Trades	Traded Volume	Traded Value
<b>Banks Sector</b>							
Al-Warka Bank	BWAI	0.220	0.210	0.210	28	79,004,681	16,590,985
Total Of Money Service Sector					28	79,004,681	16,590,985
<b>Total</b>					<b>28</b>	<b>79,004,681</b>	<b>16,590,985</b>

## Not Trading OTC Companies

Company Name	Code	Previous Average price
<b>Banks Sector</b>		
Hammurabi Commercial Bank	BHAM	—
Al-Sanam Islamic Bank	BSAN	3.000
<b>Industrial Sector</b>		
Kirkuk producing constructional materials	IKFP	2.350
<b>Money Service Sector</b>		
Karmal Brokerage	FKSX	10.000
Iraqi Deposit Insurance Corporation	FIDI	1.000
Rabee Securities	FRSE	9.500
Ishtar Gate for e-Paymant	FISH	1.000
Sama Baghdad Exchange	FSBE	—
<b>Insurance Sector</b>		
Al Badia Insurance	NBAD	—
Kurdistan Insurance	NKUI	0.500
Shatt Al Arab Insurance	NSHA	1.000
Elaf Insurance	NELF	—
Dilina Insurance Company	NDIL	—

Iraq Stock Exchange

Monday 13/4/2026



سوق العراق للاوراق المالية  
IRAQ STOCK EXCHANGE

## Not Trading Bonds Bulletin

Bond type	Publish type	Code	last trading price	immortilize date
Banaa Bonds /Million ID	Second	CB20	964,981	19/12/2025
Eamar Bonds /Million ID	First	CB30	1,001,095	—
Eamar Bonds /Million ID	Second	CB40	—	—
Eamar Bonds /500 Thousand ID	Third	CB45	—	—
Eamar Bonds /Million ID	Third	CB50	—	—
Injaz Bonds /500 Thousand ID	First	CB55	—	—
Injaz Bonds /Million ID	First	CB60	—	—
Injaz Bonds /500 Thousand ID	Second	CB65	507,301	—
Injaz Bonds /Million ID	Second	CB70	965,050	—
Injaz Bonds /500 Thousand ID	Third	CB75	—	—
Injaz Bonds /Million ID	Third	CB80	978,182	—
National Bonds/Million ID	First	CB90	—	—
National Bonds/500 Thousand ID	Second	CB95	—	—
National Bonds/Million ID	Second	CB100	—	—